

Orquestrando o Brasil
Curso de capacitação para instrumentos de Orquestra –
Flauta Aula 2

Importante Estudar primeiro fazendo os sons das notas com o ataque de língua, depois fazer os exercícios sem o ataque de língua, somente com o ataque do ar no tubo.

Fazer o vibrato em toda a escala do instrumento

Professor Marco André

Flauta

9

15

19

23




26

29

32



Variar os ritmos de vibrato nos exercicios



Danny Boy

Tradicional Irish

167

Flauta



167

Pno.



Detailed description: This system contains measures 167 through 173. The flute part (top staff) begins with a rest in measure 167, followed by a melodic line of eighth and sixteenth notes. The piano accompaniment (bottom staff) features a steady bass line of eighth notes and chords in the right hand.

174



174

Pno.



Detailed description: This system contains measures 174 through 178. The flute part continues with a melodic line. The piano accompaniment provides harmonic support with chords and a moving bass line.

179



179

Pno.



Detailed description: This system contains measures 179 through 185. The flute part concludes with a melodic phrase. The piano accompaniment ends with a final chord in the right hand and a sustained bass note.